

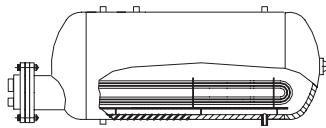
## Hot Water Storage Tank Series "ASTOR"



- All stainless steel construction @ prices competitive with Tanks made of carbon steel with lining or copper cladding.
- No more rusty tanks or cracked lining to worry about.
- Many years of reliable, trouble-free service.

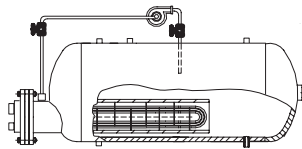
"Astor" storage heaters are designed for buildings where hot water consumption fluctuates over time or is subject to sudden increases in demand. These heaters consist of a vertical or horizontal storage tank made of 316 Stainless Steel and heating section that may be heated by steam, water, thermal fluid or other available heating media. The heating section may consist of two circuits that utilize two available heating mediums. The actual design of the heating section depends on the specific demands of a client.

Superior corrosion resistance of 316 Stainless Steel provides extended life expectancy of the system at costs competitive with conventional systems with lined tanks.



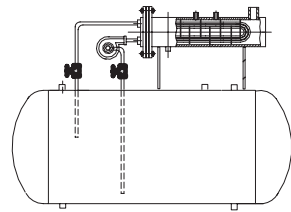
**Type "A"**

Water storage tank with immersed heater. The heat transfer process is conducted by natural convection. This simple and economical type of tank is used for systems that have occasional water consumption with long intervals between each. The heater does not have any moving parts and requires minimal maintenance. If the heater is damaged, the stored water must be drained to provide access to the tube bundle.



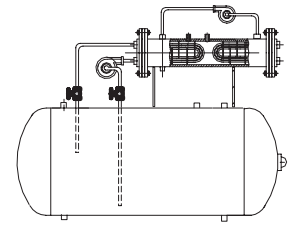
**Type "B"**

Water Storage tank with pump-driven internal water circulation. Water from the bottom of the tank enters the shell of the built-in heat exchanger. The heated water is returned to the middle of the tank. Due to intensive forced convection, the entire volume of water is heated quickly and deficiently. Hot water must be drained in order to provide an access for maintenance and repair of the heat exchanger.



**Type "C"**

Water storage tank with pump-driven internal water circulation and external heat exchanger. The heat exchanger can be serviced or repaired without draining the stored water from the tank. An optional standby heater provides uninterrupted hot water supply.

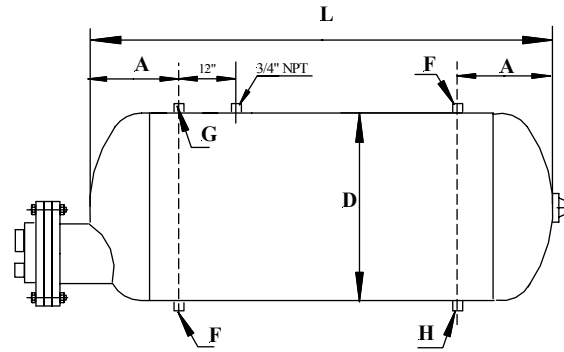
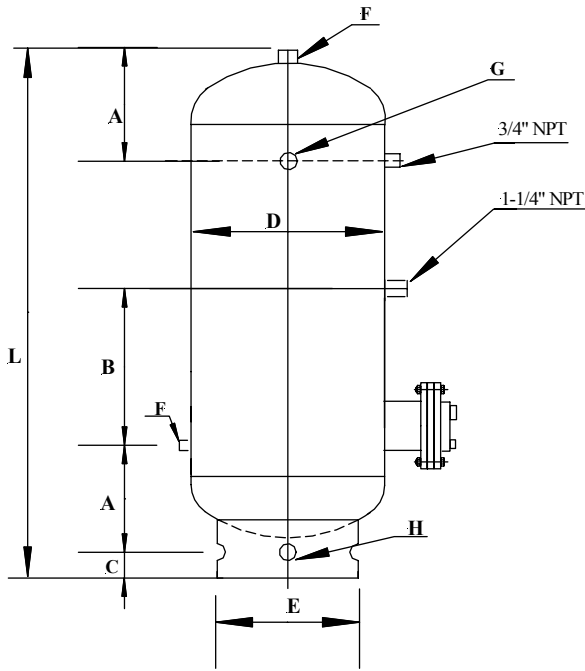


**Type "D"**

Pump-driven internal water circulation and external heat exchanger with two tube bundles. The heating media passes through the tubes of the right tube bundle and stored water is circulated through the tubes of the left tube bundle. A pump circulates water in the shell of the heat exchanger providing heat transfer between two tube bundles. This unique design provides non-contaminating heating of domestic water with any heating media.



# Hot Water Storage Tank Series "ASTOR"



Handhole or Manhole is installed if required  
 Specifications are subject to change without notice  
 All dimensions are for reference only unless certified  
 Detailed installation drawing is sent upon request

MATERIALS	STORAGE TANK	HEAT TRANSFER SECTION		CONTROL SYSTEM	
	316 STAINLESS STEEL	SHELL	TYPE "C" & "D"	CARBON STEEL	TEMPERATURE REGULATOR  SAFETY VALVE  AIR RELIEF VALVE  STEAM TRAP  DRAIN VALVE  OTHER ACCESSORIES ARE FURNISHED UPON THE CUSTOMER'S REQUEST
			TYPE "B"	316 STAINLESS STEEL	
		HEAD	CARBON STEEL		
		TUBE SHEET	304 STAINLESS STEEL		
TUBES	316 L STAINLESS STEEL				
DESIGN PRESSURE	125 PSI & UP	UP TO 1200 PSI			
DESIGN TEMPERATURE	200 DEG. F.	400 DEG. F.			
ASME CODE	SEC. VIII, DIV. 1, "U-1" STAMP	SEC. VIII, DIV. 1			

MODEL #	CAPACITY GALLONS	SIZES AND DIMENSIONS IN INCHES								
		D	L	A	B	C	E	F	G	H
125	40	12	60	10	18	7	8	1-1/2	1	1
146	65	14	84	10	24	7	8	1-1/2	1	1
166	80	16	84	10	17	7	10	1-1/2	1	1
206	110	20	84	11	23	7	12	1-1/2	1	1
246	160	24	88	13	29	7	18	1-1/2	1	1
248	200	24	112	13	35	7	18	1-1/2	1	1
306	260	30	91	14	22	7	24	1-1/2	1	1
308	330	30	115	14	34	7	24	2	1	1-1/2
366	375	36	93	15	46	7	30	2	1	1-1/2
368	480	36	117	15	30	7	30	2	1	1-1/2
426	530	42	97	17	54	7	36	2	1-1/2	1-1/2
428	670	42	121	17	66	7	36	2	1-1/2	1-1/2
488	700	48	100	18	24	7	42	2	1-1/2	1-1/2
546	910	54	103	19	54	7	42	2	1-1/2	1-1/2
548	1140	54	127	19	78	7	42	2-1/2	1-1/2	2
608	1430	60	132	21	102	9	54	2-1/2	1-1/2	2
5412	1610	54	175	19	42	9	42	2-1/2	1-1/2	2
6012	2000	60	180	21	66	9	54	3	1-1/2	2-1/2
6016	2580	60	228	14	90	9	54	3	1-1/2	2-1/2
7212	2850	72	188	24	102	9	66	3	1-1/2	2-1/2
6616	3150	66	236	22	54	9	54	3	1-1/2	2-1/2
7216	3680	72	236	24	96	9	66	3	1-1/2	2-1/2